

Denton Quilt Guild 2024 Kid Kwilt Challenge – A Gaggle of Geese

Basics:

1. Use the Baby Goose pattern by Villa Rose Designs, as your inspiration.
2. Use a focal fabric – build your quilt around this distinct fabric.
3. Include a minimum of 6 geese.
4. Finished quilt should approximate 42"x58".

Details:

Use your own favorite fabrics.

Whatever color ways or fabrics that you enjoy OR try something new, a different color pallet or designer.

Because of the size of the quilt, these will likely be for either infants and young children or nursing home residents. So choose fabrics accordingly for these age groups.

Embellish as you like. Embroidery, piping, rick rack, ribbon, lace, prairie points, etc.
No buttons or glitter, please.

Geese can be any size and fly in any direction. They can be any size, or multiple sizes.
Incorporate geese according to the pattern, or shift direction vertically or diagonally.
Use them all in a row or separate the geese, but use no less than 6 geese in your quilt.
See back for some variations on the basic pattern.

Baby Goose



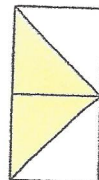
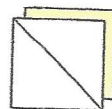
Fabric

Geese.... $\frac{1}{2}$ yd or 6 8" Squares
Contrast.... $\frac{1}{2}$ yd or 6 8" Squares

42"x 58"
Focal Fabric.... $1\frac{1}{4}$ yd
Binding.... $\frac{1}{2}$ yd

Cut

Geese – if using $\frac{1}{2}$ yd, cut 6 8" Squares
Contrast – if using $\frac{1}{2}$ yd, cut 6 8" Squares
Focal Fabric – Cut 1 42 $\frac{1}{2}$ " WOF x 32 $\frac{1}{2}$ "
Cut 1 42 $\frac{1}{2}$ " WOF x 12 $\frac{1}{2}$ "

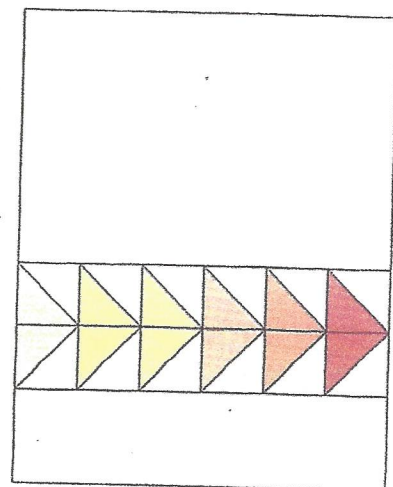


Sew

Mark a diagonal line across the back of each 8" Contrast.
Place each right sides together with an 8" Geese square.
Stitch $\frac{1}{4}$ " on either side of the marked diagonal line.
Cut apart on the marked line and press open.
Trim resulting half square triangles to 7 $\frac{1}{2}$ " x 7 $\frac{1}{2}$ ".
Sew together in matching pairs to make geese blocks.

Assemble


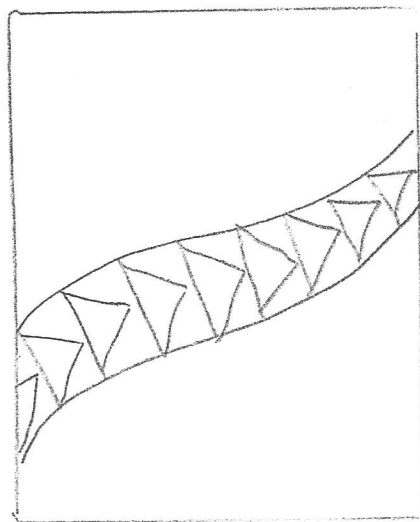
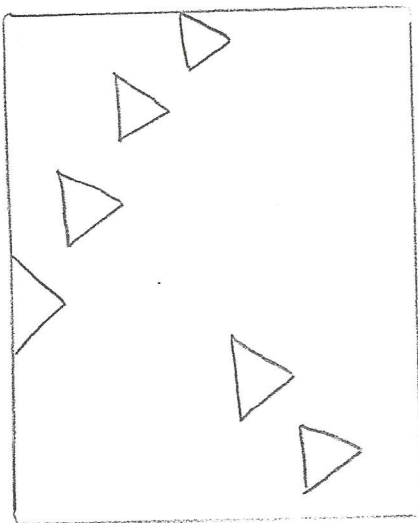
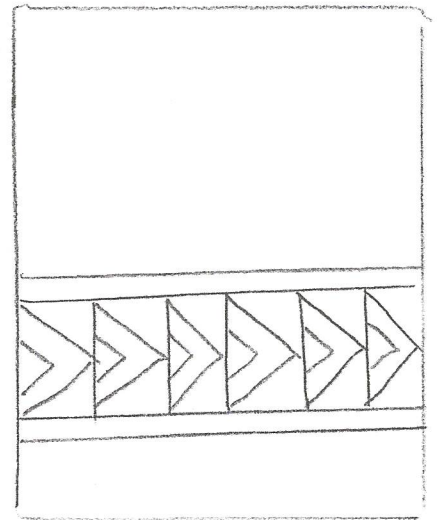
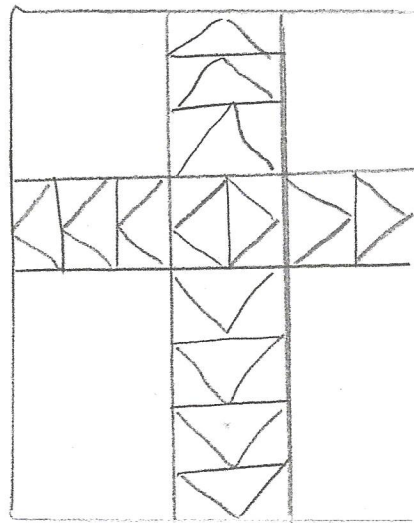
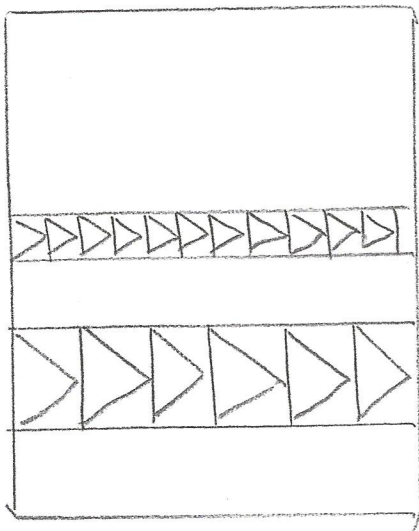
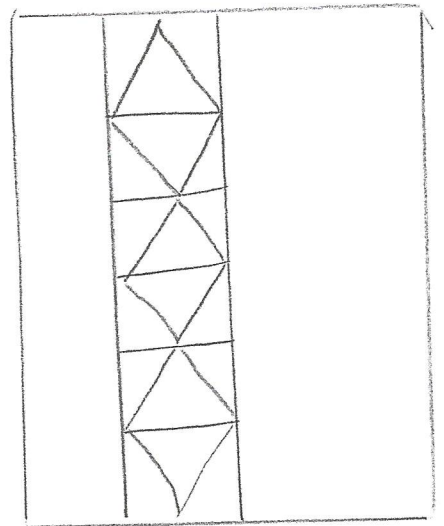
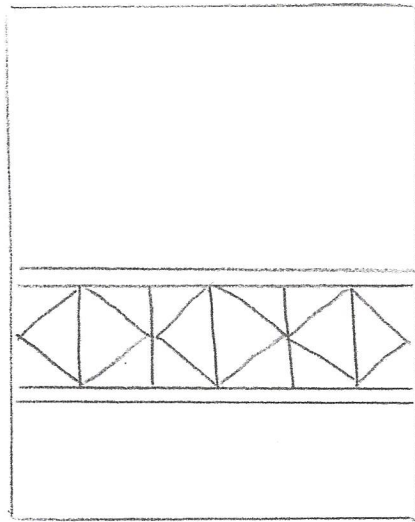
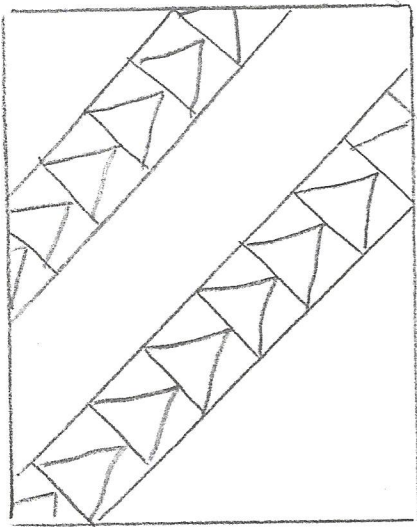
Assemble the 6 geese in a row according to diagram.
Add the large focal piece to the top, the small piece to the bottom.



Quilt and Bind

VillaRosaDesigns.com





examples not drawn to scale